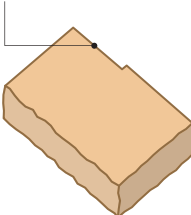


## guidelines for constructing internal & external corner blocks

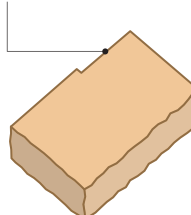
### Types of corner block

There are two types of corner block to use when constructing internal and external corners, a left and right block.

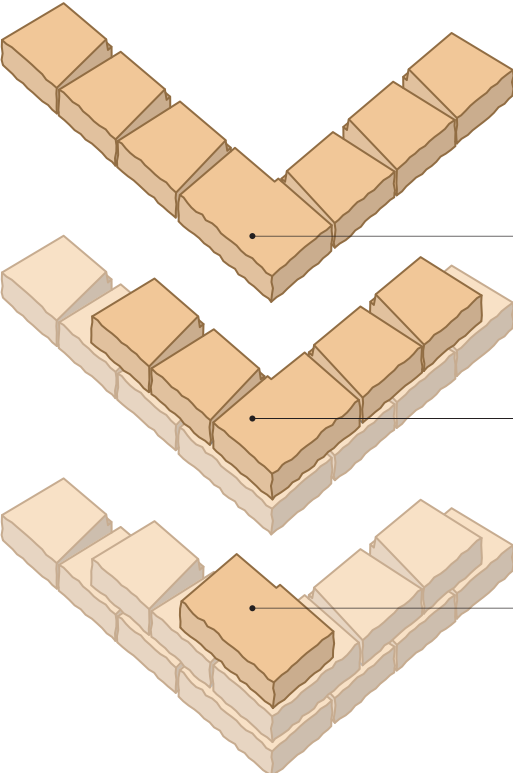
A left hand block with a notch on the left.



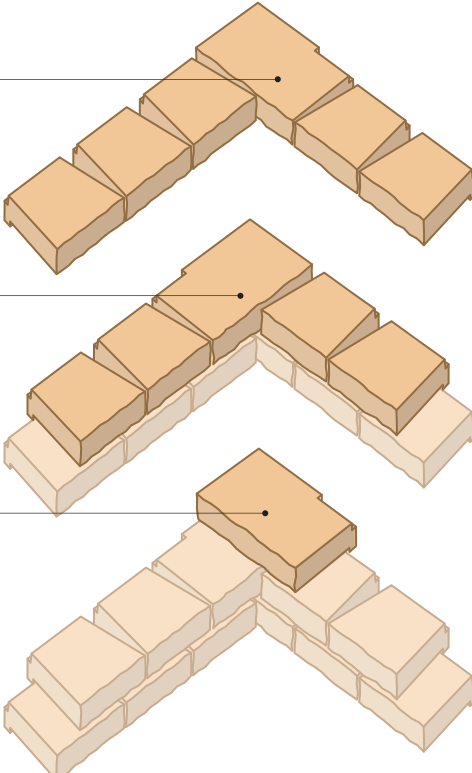
A right hand block with a notch on the right.



### EXTERNAL CORNER



### INTERNAL CORNER



# instructions & warnings

(as referred to in Tobermore's Conditions of Sale)

Any technical information provided by Tobermore in relation to any product (whether before or after order) is provided by way of GUIDANCE ONLY and, to the fullest extent permitted by law, without liability on the part of Tobermore for any loss or damage suffered as a result of relying upon it. Such technical information should not be relied upon in substitution for obtaining independent expert advice prior to using any product from both a suitably qualified engineer and building contractor, in particular, as to the suitability of the product for use at the intended site for the intended scheme.

## CORE TERMS (PAVING & WALLING)

### Product

All products should be carefully inspected for defects or damage upon delivery and prior to being laid or fitted.

### Product Information

Within Tobermore, design and development of products is a continuing process, and product information is subject to change without notice. Accordingly, please check with Tobermore to ensure that the product information you have represents the most up-to-date product information.

### Installation

All products should be installed in accordance with the latest British Standard.

### Colour

Tobermore produces paving and walling products with excellent density and durability, however, as with all concrete products, slight colour variations and/or weathering may occur.

Although every effort is made to ensure consistency of product colour, variations between production batches can occur. Tobermore therefore recommends that when purchasing products, especially in larger quantities, they all come from the same batch and that products are thoroughly mixed on site by drawing from a minimum of 3 pallets.

The colour of new paving blocks, flags and walling products will inevitably vary compared to those which have been laid for a period of time.

All colour illustrations in Tobermore's brochures are as accurate as the printing process will allow. For a more accurate colour match, please refer to actual product samples available from any of Tobermore's Paving and Walling Centres.

### Efflorescence

Efflorescence is a white crystalline deposit that occurs naturally on the surface of concrete materials. If it occurs, efflorescence may mask the colour of the product for a period of time, but tends to be washed away gradually by rain.

### Surface Scratches

Minor scuffs or bruises may occur during installation (for example, during any plate vibrating process). In Tobermore's experience, these marks usually weather off through time.

### Ordering

To avoid waste, please ensure that your contractor accurately measures the area on site before ordering products. In Tobermore's experience, dimensions taken from a project plan can vary significantly from the final layout.

### Manufacturing & Quality systems

Tobermore is a BS EN ISO 9001:2000 and BS EN ISO 14001 registered company. Tobermore uses an integrated management system to manage all health & safety and environmental issues.

### Product Maintenance

Routine cleaning and maintenance is required to keep the overall appearance of products in pristine condition.

Laying multi-blend coloured paving blocks, flags and walling products  
To achieve an even blend of colour when laying multi-blend paving blocks, flags and walling products, it is desirable to mix from 3 or 4 different pallets.

### Queries & Complaints

Please contact one of Tobermore's Paving & Walling Centres or offices (contact details at [www.tobermore.co.uk](http://www.tobermore.co.uk)) with any queries or complaints. Any complaints must be notified to Tobermore without delay.

## FOR SECURA PRODUCTS

### Installation - Secura

All Secura products should be installed in accordance with British Standard BS8002. When constructing a retaining wall, ensure that you follow the design provided by the scheme engineer.