

product information guide

(NI/ROI)

REVISED 5TH SEPT 2011



Block Paving

Hydropave Permeable Paving

Fusion

Flags & Slabs

Pietra Natural Stone

Kerbing

Kerbs, Channels & Edging

Walling & Masonry

Retaining Walling

Accessories

www.tobermore.co.uk









Tobermore

Contents

Block Paving	1
Hydropave Permeable Paving	2
Fusion	2
Flags & Slabs	2
Pietra Natural Stone	4
Kerbing	5
Kerbs, Channels & Edging	5
Walling & Masonry	6
Retaining Walling	6
Accessories	7

Key

	New product
	Machine or hand laid
MTO	Made to order
TTO	Textured to order
8wh	8 wheel lorry
40ft	Articulated lorry
	Refundable pallet
	Non-refundable pallet
	Non-refundable pallet lid
	Contains recycled materials

Please note:

Products that are marked as made to order are generally out of stock, so please contact despatch before making any promises in relation to these items.

New products

Hydropave Pedesta 200 x 100 x 60mm
Available in Heather, Bracken, Brindle, Charcoal, Natural & Golden.

Hydropave Pedesta 200 x 100 x 80mm
Available in Heather, Bracken, Brindle, Charcoal, Natural & Golden.

Sienna 200 x 100 x 80mm
Available in Silver, Sandstone & Graphite.

Shannon 208 x 173 x 50mm
Available in Brindle, Bracken, Heather, Natural & Charcoal.

Pedesta 200 x 100 x 50mm
Available in Brindle, Bracken, Charcoal, Red, Golden, Heather, Natural & Chocolate.

Standard Flags 600 x 600 x 40mm
Available in Natural, Red, Charcoal, Buff.

Textured Flags 600 x 600 x 40mm
Available in Natural, Red, Charcoal, Buff.

Discontinued

Pietra Granite Flags 400 x 400 x 30mm in Malva and Rosso Red are discontinued.

Pietra Granite Setts 100 x 100 x 100mm in Natural is discontinued.

Pietra Granite Setts 100 x 100 x 50mm in Buff, Rosso and Gold are discontinued.

Pietra Granite Setts Fantails (Preformed on mats)
980 x 550 x 25mm in Natural and Natural with Charcoal Border are discontinued.




Pietra Granite Setts (Preformed on mats)
600 x 400 x 25mm in Natural is discontinued.

Quartzite Flags
600 x 400 x 22mm is discontinued.








Tobermore





Block Paving

PRODUCT	SIZE (MM)	COLOURS AVAILABLE	IN STOCK	M ² PER BALE	M ² PER SLICE	NO. PER M ²	NO. PER BALE	WEIGHT/BALE (KG)	FULL LOAD 8wh	FULL LOAD 40ft
PEDESTA 	200 x 100 x 50	BRINDLE, BRACKEN, CHARCOAL, RED, GOLDEN, HEATHER, NATURAL, CHOCOLATE	YES	14.4	2.4	50	720	1616	144	230.4
	200 x 100 x 60	BRINDLE, BRACKEN, CHARCOAL, RED, GOLDEN, HEATHER, NATURAL, CHOCOLATE	YES	13.44	2.24	50	672	1800	134.4	188.16
	200 x 100 x 80	BRINDLE, BRACKEN, CHARCOAL, RED, GOLDEN, HEATHER, NATURAL, CHOCOLATE	YES	9.6	1.6	50	480	1714	96	144
PEDESTA  	200 x 100 x 80	BRINDLE, BRACKEN, CHARCOAL, CHOCOLATE, GOLDEN, HEATHER, NATURAL, RED	MTO	9.1	0.91	50	470	1680	91	136.5
SHANNON 	208 x 173 x 50	BRINDLE, BRACKEN, HEATHER, NATURAL, CHARCOAL	YES	14.04	2.34	27.79	390	1628	140.4	224.64
	208 x 173 x 60	BRINDLE, BRACKEN, HEATHER, NATURAL, CHARCOAL	YES	12.96	2.16	27.79	360	1782	129.6	181.44
	208 x 173 x 80	BRINDLE, BRACKEN, HEATHER, NATURAL, CHARCOAL	MTO	10.07	1.44	27.79	280	1833	90.63	140.98
SHANNON DUO	208 x 173 x 60 173 x 173 x 60	BRACKEN, HEATHER BRINDLE, NATURAL, CHARCOAL	YES MTO	12.87	0.99	30.3	195 + 195	1805	128.7	180.18
TEGULA 50mm	175 x 140 x 50	BRACKEN, CHARCOAL, HEATHER, NATURAL, CEDAR, SLATE	YES	15.43	2.2	40.82	630	1714	154.3	231.45
	140 x 140 x 50	BRACKEN, CHARCOAL, HEATHER, NATURAL, CEDAR, SLATE	YES	15.87	1.76	51	810	1765	158.7	222.18
TEGULA 60mm	208 x 173 x 60	BRACKEN, CEDAR, CHARCOAL, HEATHER, NATURAL, SLATE	YES	12.95	2.16	27.79	360	1800	129.5	181.3
	173 x 173 x 60	BRACKEN, CEDAR, CHARCOAL, HEATHER, NATURAL, SLATE	YES	12.56	1.79	33.41	420	1733	125.6	188.4
TEGULA TRIO 60mm  	208 x 173 x 60 173 x 173 x 60 138 x 173 x 60	BRACKEN, CEDAR, CHARCOAL, HEATHER, NATURAL, SLATE (COMES WITH ALL THREE SIZES PRE-MIXED)	YES	12.6	1.05	33.3	144 132 144	1746	126	176.4
TEGULA 80mm	208 x 173 x 80	BRACKEN, CHARCOAL, HEATHER, NATURAL	YES	9.72	1.62	27.79	270	1760	97.2	136.08
	173 x 173 x 80	BRACKEN, CHARCOAL, HEATHER, NATURAL	YES	9.43	1.35	33.41	315	1707	94.3	141.45
	104 x 173 x 80	BRACKEN, CHARCOAL, HEATHER, NATURAL	YES	9.07	1.3	55.58	504	1618	90.7	145.12
	200 x 100 x 80	BRACKEN, CHARCOAL, HEATHER, NATURAL	MTO	9.6	1.6	50	480	1714	96	144
TEGULA SETTS	50mm	BRACKEN, CHARCOAL, GOLDEN, HEATHER, NATURAL, CEDAR	YES	8.5	0.85	117	995	920	119	204
	60mm	BRACKEN, CHARCOAL, GOLDEN, HEATHER, NATURAL, CEDAR	YES	6.8	0.85	117	796	862	95.2	163.2
	80mm	BRACKEN, CHARCOAL, GOLDEN, HEATHER, NATURAL, CEDAR	YES	5.95	0.85	117	696	1072	83.3	142.8
TEGULA CIRCLE SOLD AS ONE UNIT 	50mm (1.5m Diameter)	BRACKEN, CHARCOAL, GOLDEN, HEATHER, NATURAL, CEDAR	YES		1.76 PER CIRCLE		169	200		
	60mm (1.5m Diameter)	BRACKEN, CHARCOAL, GOLDEN, HEATHER, NATURAL, CEDAR	YES		1.76 PER CIRCLE		169	239		
ROMA 	120 x 120 x 60 120 x 180 x 60 240 x 180 x 60	SUNSET, SLATE, HEATHER, BRACKEN	YES	12.1	1.01	39.6	480	1688	121	181.5
RETRO	190 x 50 x 60	BRACKEN, HEATHER	YES	6.5	2 or 4m ²	105.26	684	810	91	156
MOURNE 60mm 	172 x 115 x 60	GOLDEN, CHARCOAL	YES	12.6	1.8	50.56	637	1778	126	176.4
	115 x 115 x 60	GOLDEN, CHARCOAL	YES	12.03	0.925	75.61	910	1665	120.3	180.45
MOURNE CIRCLE SOLD AS ONE UNIT 	60mm (1.5m Diameter)	GOLDEN, CHARCOAL	YES		1.76 PER CIRCLE		169	250		
SIENNA  	208 x 173 x 60	SILVER, SANDSTONE, GRAPHITE	YES	12.96	2.16	27.79	360	1822	129.6	181.44
	208 x 173 x 80	SILVER SANDSTONE, GRAPHITE	YES MTO	10.07	1.44	27.79	280	1831	100.7	140.98
	200 x 100 x 80 	SILVER, SANDSTONE, GRAPHITE	MTO	9.6	1.6	50	480	1764	96	134.4
SIENNA DUO 	208 x 173 x 60 173 x 173 x 60	SILVER, SANDSTONE, GRAPHITE	YES	12.87	0.99	30.3	195 + 195	1808	128.7	180.18
MAYFAIR SETTS  	60mm	SILVER, SANDSTONE, GRAPHITE	YES	12.35	0.95	117	1445	1727	123.5	185.25
MAYFAIR CIRCLE SOLD AS ONE UNIT  	60mm	SILVER, SANDSTONE, GRAPHITE (1.5m Diameter)	YES		1.76 PER CIRCLE		169	245		
TURFSTONE	600 x 400 x 100	NATURAL	YES	7.68	3.84	4.17	32	1060	76.8	122.88
TOBERLOC  	225 x 80	BRINDLE, NATURAL, CHARCOAL	MTO	8.9	0.89	26.33	234	1562	89	142.4
MAMMUT  	210 x 210 x 80	NATURAL, CHARCOAL, RED	MTO	10.38	1.038	22.67	235	1834	103.8	145.32
BALLOTINI & RESIN BONDED	200 x 100 x 80	WHITE, BLACK (3 WEEK DELIVERY FOR EACH)	MTO	9.6	1.6	50	480	1714	96	144

Hydropave Permeable Paving

PRODUCT	SIZE (MM)	COLOURS AVAILABLE	IN STOCK	M ² PER BALE	M ² PER SLICE	NO. PER M ²	NO. PER BALE	WEIGHT/BALE (KG)	FULL LOAD 8wh	FULL LOAD 40ft
HYDROPAVE PEDESTA 	200 x 100 x 60	HEATHER, BRACKEN, BRINDLE, CHARCOAL, NATURAL, GOLDEN	MTO	13.44	2.24	50	672	1798	134.4	188.16
HYDROPAVE PEDESTA 	200 x 100 x 80	HEATHER, BRACKEN, BRINDLE, CHARCOAL, NATURAL, GOLDEN	MTO	9.6	1.6	50	480	1722	96	144
HYDROPAVE PEDESTA ML 	200 x 100 x 80	HEATHER, BRACKEN, BRINDLE, CHARCOAL, NATURAL, GOLDEN	MTO	8.8	0.88	50	440	1556	88	140.8
HYDROPAVE 240	240 x 120 x 80	HEATHER, BRACKEN, BRINDLE, CHARCOAL, NATURAL	MTO	10.08	2.02	34.72	350	1800	100.8	141.12
HYDROPAVE 240 ML 	240 x 120 x 80	HEATHER, BRACKEN, BRINDLE, CHARCOAL, NATURAL	MTO	9.5	0.95	34.72	330	1637	95	142.5
HYDROPAVE SHANNON DUO	208 x 173 x 60 173 x 173 x 60	HEATHER, BRACKEN, BRINDLE, CHARCOAL, NATURAL	MTO	12.87	0.99	30	195 + 195	1754	128.7	180.18
HYDROPAVE SIENNA DUO 	208 x 173 x 60 173 x 173 x 60	SILVER, SANDSTONE, GRAPHITE	MTO	12.87	0.99	30	195 + 195	1790	128.7	180.18
HYDROPAVE TEGULA 200 ML 	200 x 100 x 80	HEATHER, BRACKEN, SLATE, CHARCOAL, NATURAL, CEDAR	MTO	8.8	0.88	50	440	1556	88	140.8
HYDROPAVE TEGULA 240	240 x 120 x 80	HEATHER, BRACKEN, SLATE, CHARCOAL, NATURAL, CEDAR	MTO	10.08	2.02	34.72	350	1771	100.8	141.12
HYDROPAVE TEGULA 240 ML 	240 x 120 x 80	HEATHER, BRACKEN, SLATE, CHARCOAL, NATURAL, CEDAR	MTO	9.5	0.95	34.72	330	1637	95	142.5
HYDROPAVE TEGULA DUO	208 x 173 x 60 173 x 173 x 60	HEATHER, BRACKEN, SLATE, CHARCOAL, NATURAL, CEDAR	MTO	12.87	0.99	30	195 + 195	1711	128.7	193.05

Fusion (The integration of granite aggregate products)

PRODUCT	SIZE (MM)	COLOURS AVAILABLE	IN STOCK	M ² PER BALE	M ² PER SLICE	NO. PER M ²	NO. PER BALE	WEIGHT/BALE (KG)	FULL LOAD 8wh	FULL LOAD 40ft
SIENNA 	208 x 173 x 60	SILVER, SANDSTONE, GRAPHITE	YES	12.96	2.16	27.79	360	1822	129.6	181.44
SIENNA DUO 	208 x 173 x 60 173 x 173 x 60	SILVER, SANDSTONE, GRAPHITE	YES	12.87	0.99	30.3	195 + 195	1808	128.7	180.18
MAYFAIR SETTS 	60mm	SILVER, SANDSTONE, GRAPHITE	YES	12.35	0.95	117	1445	1727	123.5	185.25
MAYFAIR FLAGS 	400 x 400 x 60	SILVER, SANDSTONE, GRAPHITE, ROSE, RUSSET	MTO			6.25	16	364	784	1136
	600 x 600 x 60	SILVER, SANDSTONE, GRAPHITE	MTO			2.78	16	806	352	512
	600 x 400 x 60	SILVER, SANDSTONE, GRAPHITE	MTO			4.16	16	576	496	720

Flags & Slabs

PRODUCT	SIZE (MM)	FINISH	EDGE	COLOURS AVAILABLE	IN STOCK	NO. PER M ²	NO. PER BALE	WEIGHT/BALE (KG)	FULL LOAD 8wh	FULL LOAD 40ft
STANDARD 	900 x 600 x 63	DIMPLED	SQUARE	NATURAL	YES	1.85	16	1400	208	288
	900 x 600 x 50	DIMPLED	SQUARE	NATURAL	YES	1.85	20	1355	260	380
	600 x 600 x 63	DIMPLED	SQUARE	NATURAL	YES	2.78	16	877	336	480
	600 x 600 x 50	DIMPLED	SQUARE	NATURAL	YES	2.78	20	889	400	580
	600 x 600 x 50	PATIO NON-SLIP	CHAMFERED	NATURAL, RED, CHARCOAL, GOLDEN	YES	2.78	20	842	420	600
	600 x 600 x 40	PATIO NON-SLIP	CHAMFERED	NATURAL, RED, CHARCOAL, BUFF	MTO	2.78	24	785	552	792
	600 x 450 x 50	DIMPLED	SQUARE	NATURAL	YES	3.7	20	664	560	780
	450 x 450 x 70	DIMPLED	CHAMFERED	NATURAL	MTO	4.94	15	508	540	765
	450 x 450 x 50	DIMPLED	CHAMFERED	NATURAL CHARCOAL, GOLDEN	YES MTO	4.94	20	503	720	1020
	400 x 400 x 65	NON-SLIP SMOOTH	CHAMFERED	NATURAL, RED, CHARCOAL, GOLDEN	MTO	6.25	16	397.5	736	1040
	400 x 400 x 50	NON-SLIP SMOOTH	CHAMFERED	NATURAL RED, CHARCOAL, GOLDEN	YES MTO	6.25	20	389.5	940	1320
	400 x 400 x 40	NON-SLIP SMOOTH	CHAMFERED	NATURAL, RED, CHARCOAL, GOLDEN	YES	6.25	25	400	1150	1625

Flags & Slabs (Continued)

PRODUCT	SIZE (MM)	FINISH	EDGE	COLOURS AVAILABLE	IN STOCK	NO. PER M ²	NO. PER BALE	WEIGHT/BALE (KG)	FULL LOAD 8wh	FULL LOAD 40ft
TEXTURED	900 x 600 x 63	TEXTURED	SQUARE	NATURAL	TTO	1.85	16	1400	208	288
	900 x 600 x 50	TEXTURED	SQUARE	NATURAL	TTO	1.85	20	1350	260	380
	600 x 600 x 63	TEXTURED	SQUARE	NATURAL	TTO	2.78	16	860	336	480
	600 x 600 x 50	PATIO TEXTURED	CHAMFERED	NATURAL, RED, CHARCOAL, GOLDEN	TTO	2.78	20	842	420	600
	600 x 600 x 40	PATIO TEXTURED	CHAMFERED	NATURAL, RED, CHARCOAL, GOLDEN	MTO	2.78	24	785	552	792
	600 x 450 x 50	TEXTURED	SQUARE	NATURAL	TTO	3.7	20	655	560	780
	450 x 450 x 70	TEXTURED	CHAMFERED	NATURAL (MIN ORDER 5000 No)	MTO	4.94	15	508	540	765
	450 x 450 x 50	TEXTURED	CHAMFERED	NATURAL CHARCOAL, BUFF	YES MTO	4.94	20	503	720	1020
	400 x 400 x 65	TEXTURED	CHAMFERED	NATURAL, RED, CHARCOAL, GOLDEN	YES MTO	6.25	16	397.5	736	1040
	400 x 400 x 50	TEXTURED	CHAMFERED	NATURAL RED, CHARCOAL, GOLDEN	YES MTO	6.25	20	394	940	1320
	400 x 400 x 40	TEXTURED	CHAMFERED	NATURAL, RED, CHARCOAL, GOLDEN	YES	6.25	25	400	1150	1625
RIVEN	400 x 400 x 40	RIVEN	CHAMFERED	NATURAL, RUST, CHARCOAL, GOLDEN	YES	6.25	25	392	1150	1625
TACTILE	400 x 400 x 50	BLISTER	SQUARE	BUFF, NATURAL, RED	YES	6.25	20	390.5	940	1320
	400 x 400 x 50	HAZARD WARNING	SQUARE	BUFF, NATURAL	YES	6.25	20	413.5	940	1320
	400 x 400 x 50	CYCLEWAY	SQUARE	BUFF, NATURAL	YES	6.25	20	394.5	940	1320
MAYFAIR	600 x 600 x 50	GRANITE TEXTURED	CHAMFERED	SANDSTONE, SILVER, GRAPHITE	YES	2.78	20	851	420	600
	600 x 400 x 50	GRANITE TEXTURED	CHAMFERED	SANDSTONE, SILVER, GRAPHITE	YES	4.16	20	584	620	880
	400 x 400 x 40	GRANITE TEXTURED	CHAMFERED	ROSE, SANDSTONE, SILVER, GRAPHITE, RUSSET	YES	6.25	25	381.5	1150	1625
	400 x 400 x 65	GRANITE TEXTURED	CHAMFERED	SANDSTONE, SILVER, GRAPHITE	MTO	6.25	16	392	736	1040
EDGE STEP	600 x 400 x 50	GRANITE TEXTURED	CHAMFERED	SANDSTONE, SILVER, GRAPHITE (TOP AND ONE EDGE TEXTURED)	YES	4.16	20	584	620	880
CORNER STEP	600 x 400 x 50	GRANITE TEXTURED	CHAMFERED	SANDSTONE, SILVER, GRAPHITE (TOP AND TWO EDGES TEXTURED)	YES	4.16	20	584	620	880
EDGE STEP	400 x 400 x 40	GRANITE TEXTURED	CHAMFERED	SANDSTONE, SILVER, GRAPHITE (TOP AND ONE EDGE TEXTURED)	YES	6.25	25	400.5	1150	1625
CORNER STEP	400 x 400 x 40	GRANITE TEXTURED	CHAMFERED	SANDSTONE, SILVER, GRAPHITE (TOP AND TWO EDGES TEXTURED)	YES	6.25	25	400.5	1150	1625
OLD COURT	600 x 600 x 40 600 x 450 x 40 600 x 300 x 40 450 x 450 x 40 450 x 300 x 40 300 x 300 x 40	- 5no. - 5no. - 6no. - 6no. - 3no. - 7no.	FETTLLED	WEATHERED YORK, HARVEST GOLD, SLATE GREY	YES	6.77 M ² PER PACK	32 PER PACK VARIOUS SIZES	539	10	16
OLD COURT CIRCLES	2.4m diameter ONE PALLET	COMES ON	FETTLLED SLATE GREY	WEATHERED YORK, HARVEST GOLD,	YES		1 CIRCLE (4.53 M ²)	359	10	16
	3.3m diameter TWO PALLETS	COMES ON	FETTLLED SLATE GREY	WEATHERED YORK, HARVEST GOLD,	YES		1 CIRCLE (8.56 M ²)	305	5	8
ANTARA	550 x 330 x 50 450 x 330 x 50 330 x 330 x 50 220 x 330 x 50		SQUARE	EMBER, SILVER GRANITE, SLATE GRANITE	YES	10.44 M ² PER PACK	84 PER PACK VARIOUS SIZES	1249	146.16	208.8
LOGSTONE	900 x 225 x 50			BROWN	YES		20	408	240	360
	675 x 225 x 50			BROWN	YES		20	336	240	360
	225 x 225 x 50			BROWN	YES		45	245	540	810
LOGSTONE STEPPING STONE	450 diameter x 50			BROWN	YES		20	234	240	360
TOBISHI	VARIOUS	RIVEN	FETTLLED	CHARCOAL	YES		25	223		

Pietra Natural Stone

PRODUCT	SIZE (MM)	COLOURS AVAILABLE	IN STOCK	M ² PER BALE	MIN ORDER	NO. PER M ²	NO. PER BALE	WEIGHT/BALE (KG)	FULL LOAD 8wh	FULL LOAD 40ft
GRANITE SETTS	100 x 100 x 50	NATURAL	YES	12.1	2m ² or 4m ²	76.00	VARIES	1213	145.2	217.8
	P 100 x 100 x 50	NERO	YES	8	2m ² or 4m ²	76.00	VARIES	1075	96	144

*This m² calculation for setts allows for a 10mm joint. Normally we find that the crates have at least 0.5m² or 1.0m² extra.

PRODUCT	SIZE (MM)	FINISH	EDGE	COLOURS AVAILABLE	IN STOCK	M ² PER BALE	NO. PER M ²	NO. PER BALE	WEIGHT/BALE (KG)	FULL LOAD 8wh	FULL LOAD 40ft
GRANITE FLAGS P	600 x 300 x 50	FLAME TEXTURED	SQUARE	SILVER	YES	9.82	5.50	54	1320	117.84	176.76
	600 x 300 x 50	FLAME TEXTURED	FETTLED	PLATINUM	YES	6.54	5.50	36	1050	78.48	117.72
	400 x 400 x 30	FLAME TEXTURED	SQUARE	ARGENTO SILVER	YES	10.88	6.25	68	908	130.56	195.84

PRODUCT	SIZE (MM)	FINISH	COLOURS AVAILABLE	IN STOCK	NO. PER M ²	NO. PER PALLET	WEIGHT/BALE (KG)	FULL LOAD 8wh	FULL LOAD 40ft
GRANITE KERBS P	250 x 125 x 915	TOP AND ONE SIDE ONE LINE DRESSED	NATURAL	YES		12	1290	168	228
	190 x 160 x 100	SPLIT ALL SIDES	NATURAL	YES		180	1350	2160	3240

PRODUCT	SIZE (MM)	FINISH	EDGE	COLOURS AVAILABLE	IN STOCK
GRANITE STEPS P					
LARGE TREAD	1200 x 600 x 40	TEXTURED	BULLNOSED 3 SIDES	SILVER	YES
TREAD	600 x 300 x 40	TEXTURED	BULLNOSED 1 SIDE	SILVER	YES
UNIVERSAL CORNER	600 x 300 x 40	TEXTURED 2 SIDES	BULLNOSED 2 SIDES	SILVER	YES
RISER	600 x 150 x 40	TEXTURED	SAWN EDGE	SILVER	YES
FLAG	600 x 300 x 40	TEXTURED	SAWN EDGE	SILVER	YES
CORNER UNIT	300 x 300 x 190	TEXTURED	BULLNOSED	SILVER	YES













PRODUCT	SIZE (MM)	FINISH	EDGE	COLOURS AVAILABLE	IN STOCK	M ² PER BALE	WEIGHT/BALE (KG)	FULL LOAD 8wh	FULL LOAD 40ft
SANDSTONE FLAGS (Mixed full crate) P	12 PIECES EACH OF: 900 x 600 x 20-30 600 x 600 x 20-30 600 x 300 x 20-30 14 PIECES EACH OF: 300 x 300 x 20-30	RIVEN	FETTLED	NATURAL, SAHARA, SAGE GREEN, BUFF	YES	14.22	1000	12 packs (170.64)	18 packs (255.96)
SANDSTONE FLAGS (Mixed half crate) P	6 PIECES EACH OF: 900 x 600 x 20-30 600 x 600 x 20-30 600 x 300 x 20-30 7 PIECES EACH OF: 300 x 300 x 20-30	RIVEN	FETTLED	NATURAL, SAHARA, SAGE GREEN, BUFF	YES	7.11	540	24 packs (170.64)	36 packs (255.64)
SANDSTONE CIRCLE P	2.46m DIAMETER	RIVEN	FETTLED	NATURAL, SAHARA, SAGE GREEN, BUFF	YES	1 CIRCLE = 4.75m ²	565	12	18
SQUARING OFF KIT TO SUIT CIRCLES P		RIVEN	FETTLED	NATURAL, SAHARA, SAGE GREEN, BUFF	YES		THIS LEAVES A COMPLETE PAVED AREA OF 7.61m ²		

* Please note: It is advisable to lay sandstone with a 10/15mm joint. Also remember all sandstone has a tolerance of +/-10mm.

* It should be noted that colour variations and markings are a normal characteristic of all natural stone products. These inherent variations cannot be controlled nor the precise shade of the stone guaranteed.

* Tobermore's selection process ensures your natural stone products are as uniform in size and thickness as possible. Because these are natural materials, the size and thickness may vary. This can normally be allowed for when they are installed.

Kerb, Channels & Edging

PRODUCT	SIZE (MM)	COLOURS AVAILABLE	IN STOCK	M ² PER BALE	NO. PER M ²	NO. PER BALE	WEIGHT/BALE (KG)	FULL LOAD 8wh	FULL LOAD 40ft
KERBSETT	190 x 160 x 100	BRINDLE, BRACKEN, CHARCOAL, RED, GOLDEN, HEATHER, NATURAL, CHOCOLATE	YES	24.0 lm	10 lm	240	1487	240 lm	384 lm
CROSSOVERS	190 x 160 x 100	BRINDLE, BRACKEN, CHARCOAL, CHOCOLATE, GOLDEN, HEATHER, NATURAL, RED	YES	25.6 lm	10 lm	256	1456	256 lm	409.6 lm
KERBSTONE	190 x 160 x 100	BRACKEN, HEATHER, CHARCOAL, NATURAL, CEDAR	YES	210no.	30	210no.	1450	2100no.	3360no.
	104 x 173 x 80	BRACKEN, HEATHER, CHARCOAL, NATURAL	YES	504no.	72	504no.	1628	5040no.	8064no.
STEP RISERS	190 x 160 x 100	BRACKEN, HEATHER, CHARCOAL, NATURAL, CEDAR	YES	240no.	40	240no.	1659	2400no.	3600no.
	104 x 173 x 80	BRACKEN, HEATHER, CHARCOAL, NATURAL	YES	560no.	80	560no.	1855	5600no.	7840no.
CELTIC KERB 	270 x 150 x 140 300 x 150 x 140 330 x 150 x 140	BRACKEN, NATURAL (INDIVIDUAL SIZES ARE NOT AVAILABLE FOR SALE)	YES	36.0 lm	3.33 lm	120	1737	360 lm	540 lm
PRODUCT	SIZE (MM)	COLOURS AVAILABLE	IN STOCK	NO. PER PALLET	WEIGHT/BALE (KG)	FULL LOAD 8wh	FULL LOAD 40ft		
BULLNOSED	150 x 125 x 915	NATURAL	YES	27	1167	405	594		
HALF BATTERED	200 x 100 x 915	NATURAL	YES	22	969	418	572		
HALF BATTERED <small>SPECIFY LEFT OR RIGHT HAND DROPPER</small> DROPPER	250 x 125 x 915	NATURAL	YES	18	1232	270	378		
	250/150 x 125 x 915	NATURAL	YES	18	915	360	504		
	CUTS 300 or 450mm lengths	NATURAL	YES						
COUNTRY KERB  <small>SPECIFY LEFT OR RIGHT HAND DROPPER</small> DROPPER	250 x 125 x 915	STANDARD AGGREGATE, GRANITE AGGREGATE	YES	18	1251	252	360		
	250/150 x 125 x 915	STANDARD AGGREGATE, GRANITE AGGREGATE	YES						
	CUTS 300 or 450mm lengths	STANDARD AGGREGATE, GRANITE AGGREGATE	YES						
CHANNELS 	250 x 125 x 915	NATURAL	YES	18	1221	270	378		
	150 x 75 x 600	NATURAL	YES	60	773	1380	1980		
GARDEN EDGE (ROUND TOP)	150 x 50 x 915	NATURAL	YES	60	911	720	1080		
GARDEN EDGE (FLAT TOP) 	150 x 50 x 915	NATURAL	YES	60	949	720	1080		
	150 x 75 x 915	NATURAL, GRANITE AGGREGATE	YES	50	1179	600	900		
	200 x 50 x 915	NATURAL	YES	50	1137	600	900		
GARDEN EDGE (SPLAYED)	200 x 75 x 915	NATURAL	YES	40	1281	560	720		
RYEDALE EDGE 	150 x 125 x 450	HARVEST	YES	28	328	392	560		
SCALLOPED EDGE 	180 x 50 x 600	TERRACOTTA	YES	48	501	672	960		
ROPE TOP 	150 x 50 x 600	NATURAL	YES	78	879	1092	1560		
RADII KERB 	250 x 125 x 915 (3m*)	STANDARD AGGREGATE, GRANITE AGGREGATE	YES	18	1047	306	432		
RADIUS OF CURVE 	250 x 125 x 915 (6m)	STANDARD AGGREGATE, GRANITE AGGREGATE	YES	18	1070	306	432		
	250 x 125 x 915 (9m*) 	STANDARD AGGREGATE, GRANITE AGGREGATE	YES	18	1056	306	432		
SOLID QUADRANT KERB (CHEESEBLOCK)	255 x 305	STANDARD AGGREGATE, GRANITE AGGREGATE, NATURAL 	YES	4	184	4.6kg each			
PRECAST RADII QUADRANT KERB	250 x 125	NATURAL 	YES	4	221	5.2kg each			

Walling & Masonry

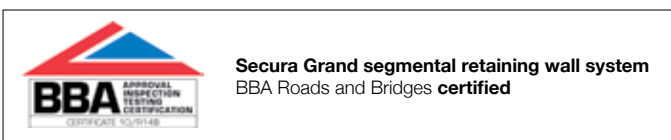
PRODUCT	SIZE (MM)	COLOURS AVAILABLE	IN STOCK	M ² PER BALE	M ² PER SLICE	NO. PER M ²	NO. PER BALE	WEIGHT/BALE (KG)	FULL LOAD 8wh	FULL LOAD 40ft
COUNTRY STONE P	215 x 440 x 105	BRACKEN, NATURAL, CEDAR, SLATE	YES	6.8	1.7	10.57	72	1584	68	108.8
	215 x 215 x 105	BRACKEN, NATURAL, CEDAR, SLATE	YES	7.4	1.85	21.63	160	1806	74	103.6
	140 x 365 x 105	BRACKEN, NATURAL, CEDAR, SLATE	YES	6.6	1.32	19.56	130	1578	66	105.6
	140 x 290 x 105	BRACKEN, NATURAL, CEDAR, SLATE	YES	6.5	1.3	24.63	160	1564	65	104
	140 x 215 x 105	BRACKEN, NATURAL, CEDAR, SLATE	YES	7.2	1.2	33.22	240	1721	72	108
	65 x 290 x 105	BRACKEN, NATURAL, CEDAR, SLATE	YES	6.64	0.6	53.05	352	1620	66.4	106.24
	65 x 215 x 105	BRACKEN, NATURAL, CEDAR, SLATE	YES	6.7	0.55	71.55	480	1556	67	107.2
COUNTRY STONE P SINGLE COURSE MIXED LENGTH PACK	PACK CONTAINS: 140 x 370 x 105 140 x 275 x 105 140 x 245 x 105 140 x 215 x 105 140 x 185 x 105	BRACKEN, NATURAL, CEDAR, SLATE, HEATHER	YES	7.4	1.48			1573	74	118.4
COUNTRY STONE P COPING	300 x 208 x 80	BRACKEN, NATURAL, CEDAR, SLATE, HEATHER	YES				120	1338	1440	2040
GARDEN STONE P	300/260 x 120 x 180	BRACKEN, HEATHER, SLATE	YES	35.28 lm	5.88 lm	3.57 lm	126	1720	352.8	529.2
GARDEN STONE P COPING	310/255 x 240 x 70	BRACKEN, HEATHER, SLATE	YES			3.54 lm	160	1754	1600	2400
PRODUCT	SIZE (MM)	COLOURS AVAILABLE	IN STOCK	NO. PER BALE	NO. PER SLICE	WEIGHT/BALE (KG)	FULL LOAD 8wh	FULL LOAD 40ft		
LANSDOWNE FACING BRICK	215 x 100 x 65	AUTUMN GOLD, BURREN, COTTAGE RED, HEATHER WARM RED, CHARCOAL, CHOCOLATE, GOLD	YES	576	96	1568	5760	9216		
QUIONS FOR CORNERS P	465 x 215 x 125/240mm WITH 215mm x 25mm CHAMFER	NATURAL, SANDSTONE, OATMEAL (SMOOTH OR SHORTBLASTED FINISH) ALL QUIONS ARE AVAILABLE IN EITHER A STANDARD OR CHAMFERED EDGE FINISH		MTO	32					

A range of specials are available for the landsdowne facing brick product and further information is available on request.

Retaining Walling

PRODUCT	SIZE (MM)	COLOURS AVAILABLE	IN STOCK	LM PER BALE	LM PER SLICE	NO. PER M ²	NO. PER BALE	WEIGHT/BALE (KG)	FULL LOAD 8wh	FULL LOAD 40ft
SECURA LITE P	320 x 200 x 80 280 x 200 x 80 240 x 200 x 80	BRACKEN, HEATHER, SLATE	YES	33.6	0.84	44.64	120	1121	403.2	604.8
SECURA MINOR P	320 x 300 x 80 280 x 300 x 80 240 x 300 x 80	BRACKEN, HEATHER, SLATE	YES	25.2	0.84	44.64	90	1229	302.4	453.6
SECURA MAJOR P	300 x 300 x 125	BRACKEN, HEATHER, SLATE	YES	2.25m ²		26.66	60	1436	600	960
SECURA GRAND P	400 x 230 x 200	BRACKEN, HEATHER, SLATE	YES	3.84m ²		12.5	48	1288	480	768
SECURA COPING P	310/255 x 240 x 70 TAPERED COPING SUITABLE FOR SECURA LITE	BRACKEN, HEATHER, SLATE	YES			3.54 lm	160	1744	1600	2240
	300/235 x 330 x 70 TAPERED COPING SUITABLE FOR SECURA MINOR, MAJOR & GRAND	BRACKEN, HEATHER, SLATE	YES			3.73 lm	120	1700	1200	1800
SECURA MAJOR CORNERS P	450 x 300 x 125	BRACKEN, HEATHER, SLATE	YES				40	1600	400	640
SECURA GRAND CORNERS P	430 x 230 x 200	BRACKEN, HEATHER, SLATE	YES				48	1464	480	768

Geogrid is available for this product, while anchors and machinery to install are also available. Contact Tobermore Head Office for further information. Tremco Tape 14.5LM per roll.



Accessories

PRODUCT	APPLICATION	SIZE (MM)	COLOURS AVAILABLE	
FINE DRIED SAND	Fine dried sand for jointing paving and flags	25kg bags		
COURSE DRY SAND	Course dried sand for jointing paving and flags	25kg bags		
SILVER GRANITE SAND	For jointing granite paving and flags	25kg bags		
RECESSED MAN HOLE COVERS	For installing paving (Domestic use only)	600 x 600		
		600 x 450		
		450 x 450		
		300 x 300		
KEYS	For recess covers (sold in pairs)			
PEBBLES		25kg & Ton Bags		AUTUMN BROWN, PINK PEBBLES 19MM, HAZEL PEBBLES, NEW FOREST FLINT, GOLDEN ORCHID, SILVER GRANITE, SCOTTISH PEBBLES
		Sold each or per crate		HIGHLAND COBBLES
SLATE	Decorative aggregate	25kg & Ton Bags	GREEN, PLUM	
ROMPOX EASYFIX	Air cured jointing material normally used for products with wide joints in patio/domestic applications	25kg packs	NEUTRAL, SLATE GREY	
ROMPOX D1	Is a pavement joining mortar for tight gaps as of 3mm	25kg packs	NEUTRAL, SLATE GREY	
PICSEAL	Sealer for paving bricks and flags	1 litre		
STONE SEAL	Solvent based sealer used on Pietra Sandstone during dry weather conditions	1 litre		
AQUA SEAL	Water based sealer used on Pietra Sandstone during damp/humid conditions	1 litre		
STAIN ERASER	This is an oil and grease stain remover for natural stone products	1 litre		
STAIN REMOVER	This is a wine, coffee and nicotine stain remover for natural stone products.	1 litre		
ANTI-MOSS PAVING CLEANER	Designed to remove moss, lichens and algae. It leaves a residue in the sand joint which help sreduce the likelihood of re-growth.	1 litre		
OILAWAY	Oil stain remover for concrete products.	1 litre		
MILLSTONES	Used for Water features Various			
GEOGRID	sold per sqm	80/30 strength		
		55/30 strength		
		35/20 strength		
SAND JOINT STABILISER		5 litre		
FLAG SUPPORTS		150 per bag		
ACO DRAIN				

instructions and warnings



(As referred to in Tobermore's Conditions of Sale)

CORE TERMS (PAVING & WALLING)

Product

All products should be carefully inspected for defects or damage upon delivery and prior to being laid or fitted.

Product Information

Within Tobermore, design and development of products is a continuing process, and product information is subject to change without notice. Accordingly, please check with Tobermore to ensure that the product information you have represents the most up-to-date product information.

Installation

All products should be installed in accordance with the latest British Standard.

Colour

Tobermore produces paving and walling products with excellent density and durability, however, as with all concrete products, slight colour variations and/or weathering may occur.

Although every effort is made to ensure consistency of product colour, variations between production batches can occur.

Tobermore therefore recommends that when purchasing products, especially in larger quantities, they all come from the same batch and that products are thoroughly mixed on site by drawing from a minimum of 3 pallets.

The colour of new paving blocks, flags and walling products will inevitably vary compared to those which have been laid for a period of time.

All colour illustrations in Tobermore's brochures are as accurate as the printing process will allow. For a more accurate colour match, please refer to actual product samples available from any of Tobermore's Paving and Walling Centres.

Efflorescence

Efflorescence is a white crystalline deposit that occurs naturally on the surface of concrete materials. If it occurs, efflorescence may mask the colour of the product for a period of time, but tends to be washed away gradually by rain.

Surface Scratches

Minor scuffs or bruises may occur during installation (for example, during any plate vibrating process). In Tobermore's experience, these marks usually weather off through time.

Ordering

To avoid waste, please ensure that your contractor accurately measures the area on site before ordering products. In Tobermore's experience, dimensions taken from a project plan can vary significantly from the final layout.

Manufacturing & Quality systems

Tobermore is a BS EN ISO 9001:2000 and BS EN ISO 14001 registered company. Tobermore uses an integrated management system to manage all health & safety and environmental issues.

Product Maintenance

Routine cleaning and maintenance is required to keep the overall appearance of products in pristine condition.

Laying multi-blend coloured paving blocks, flags and walling products

To achieve an even blend of colour when laying multi-blend paving blocks, flags and walling products, it is desirable to mix from 3 or 4 different pallets.

Queries & Complaints

Please contact one of Tobermore's Paving & Walling Centres or offices (contact details at www.tobermore.co.uk) with any queries or complaints. Any complaints must be notified to Tobermore without delay.

CORE TERMS (PAVING ONLY)

Product Maintenance

Light coloured paving blocks and flags emphasise tyre marks and oil spills on the driveway. Please note that these products will need more maintenance if overall appearance is to be maintained.

Initial Cleaning

When an area has just been paved, allow it to settle for a few days. After this, you may wish to lightly hose down the paving to remove any excess sand or dirt. The area should then be treated with a weed killer suppressant 2-3 times per year as required.

General Cleaning

Paving requires regular maintenance, including regular sweeping to prevent the build up of detritus. Tobermore recommends that paving is cleaned 2-3 times per year.

For general cleaning of dirt and algae, vigorous brushing with a stiff yard brush with plenty of hot detergent solution (washing up liquid or non-bio washing powder), thoroughly rinsed with clean water, should suffice. Repeated treatment may be required for paved areas sited beneath trees or in permanent/near permanent shade.

A light power hose at medium pressure is generally all that is required to clean general dirt and grime. Any jointing material which is removed must be replaced. Do not use high pressure powerwashers as aggressive power-washing can damage the product surface. A trial area should be tested before large scale powerwashing takes place.

Moss, Lichen and Algae

Thick growths of moss or lichen must be removed first by scraping out the joints and then treating the area with a moss killer such as anti-moss paving cleaner. Anti-moss is designed to remove moss, lichens and algae. It is best applied in dry weather. After being applied it will take a few days to be fully effective. Once the moss and lichens have been killed, they can easily be brushed off. Anti-moss also leaves a residue in the sand joint which will help reduce the likelihood of re-growth. The manufacturer's instructions should always be followed when using any cleaning agent.

Weeds

Large weeds should be removed by hand and then the area treated with a weed killer (available from any good garden centre). Smaller weeds can then be treated directly with weed killer and these weeds should start to die within days. The manufacturer's instructions should always be followed when using any weed killing agent.

Block Paving Sealer

It is possible to seal block paving with a resin material which combats staining and weed growth and which also enhances colour and appearance. The acrylic sealer is sprayed onto the block paving and forms a 'skin' on top of the paving and the jointing material giving an easily maintained finish. The manufacturer's instructions should always be followed when using any sealing agent.

FOR HYDROPAVE PRODUCTS

Tobermore recommends that its Hydropave products be installed in conjunction with a BS EN 7533-13:2009 designed permeable paving system. Please note:

- a permeable paving design relies heavily on using the correct aggregates. Prior to installation, Tobermore recommends that you test both the 4/20mm coarse graded aggregate and also the 6.3-2mm bedding and jointing grit as per the relevant British Standard specification (BS EN 13242:2002). In particular, the material should be categorised as LA20 according to Table 9, SZ18 according to Table 10 and MDE15 according to Table 11 within the standard. The grit should be insoluble in dilute hydrochloric acid and should be naturally occurring material. In Tobermore's experience, incorrect use of aggregates is one of the most common reasons for failure of a permeable paving design;
- all joints must be filled to the top with 6.3-2mm grit. Joints which are not fully filled can lead to possible movement of the blocks after use. Tobermore recommends that after a few weeks of use, any joints which have settled and are not full, are topped up with grit. Joints should be kept filled at all times. You need approximately 1 ton of grit for every 100m² of 80mm paving;
- care should be taken that the permeable joints do not become contaminated as work on the scheme continues. Special care must be taken when soft landscaping is carried out so that soil does not enter the joints.

If any other design methodology is to be used, please take independent expert advice in advance.

FOR PIETRA PRODUCTS

All natural stone products are porous and are subject to variation in colour, density, dimension and quantity. These inherent

variations cannot be controlled nor the precise shade of the stone guaranteed. Tobermore's selection process aims to ensure your natural stone products are as uniform in size and thickness as possible. However, because these are natural materials, the size and thickness may vary. This can normally be allowed for when the products are installed. Tobermore's recommends that you take independent expert advice in advance of installing the products.

Colour

Tobermore recommends that products are chosen from, and verified against, actual natural stone samples, rather than the photography in Tobermore's brochures.

It is fundamental to the character and appeal of natural stone that there are variations in texture, shade and tone between individual stones. For this reason, your contractor should use slabs or setts from several different packs to ensure a consistent blend of colours.

Weathering

As with all exposed materials, the products will weather over time. The nature and extent of any changes in appearance as a result of weathering will typically be dependent on a combination of: location; degree of exposure; prevailing weather conditions; and/or quality of installation.

Sealing

Please note that the sealing of granite or sandstone blocks and flags can help reduce staining from coffee, wine and efflorescence. Tobermore can supply sealing agents if required. The manufacturer's instructions should always be followed when using any sealing agent.

FOR PIETRA GRANITE FLAGS

Non-Slip: The flame textured finish accentuates the crystalline nature of the natural stone and at the same time gives good slip resistance. When laying these slabs, ensure that the textured surface is up.

FOR COUNTRY STONE PRODUCTS

Installation - Country Stone

Tobermore's Country Stone products are designed to recreate traditional stone sizes and to co-ordinate with standard cavity wall construction. When used in housing projects, a clear cavity must be retained.

All work must be protected during construction and must be designed and built in accordance with accepted industry standards and practice. Builders familiar with conventional brickwork will find that similar installation principles apply.

Joints can be finished flush or tooled depending on the overall effect required. Raked joints are not recommended. It is vital that all horizontal and vertical joints between Country Stone blocks must be compacted and free from voids. Shell bedding should not be used.

FOR SECURA PRODUCTS

Installation - Secura

All Secura products should be installed in accordance with British Standard BS8002. When constructing a retaining wall, ensure that you follow the design provided by the scheme engineer.

Tobermore

2 Lishamuck Road, Tobermore
County L'derry BT45 5QF

Email: sales@tobermore.co.uk
Fax: 028 7964 4145

Tobermore Sales

028 7964 2411

Bangor

The Dickson Home & Garden Complex
79 Cootehall Road, Bangor, County Down BT19 1UP

Email: bangoroffice@tobermore.co.uk
Fax: 028 9185 2596

Bangor Sales

028 9185 2545

Galway

(Formerly) Madden's Garden Centre
Woodstock, Bushy Park, County Galway

Email: galwayoffice@tobermore.ie
Fax: 091 584210

Galway Sales

091 584208

Dublin

Blakes Cross, Lusk
County Dublin

Email: dublinoffice@tobermore.ie
Fax: 01 8437750

Dublin Sales

01 8437440

Cork

Mill Road, Irishtown
Cross, Bandon, County Cork

Email: corkoffice@tobermore.ie
Fax: 023 8843047

Cork Sales

023 8843046

Leyland

Avant Garden Centre, Wigan Road
Leyland, Lancashire PR25 5XW

Email: leylandoffice@tobermore.co.uk
Fax: 01772 452698

Leyland Sales

01772 458923